



Our office is on the **14th floor** of the Wells Fargo Center.

Entrances:

- Marion Street (Plaza level)
- 3rd Avenue (Lobby)
- 2nd Avenue (Parking garage)

Getting there:

By boat:

The Bainbridge Island and Bremerton ferries drop off on the Seattle waterfront between Marion and Columbia Street, respectively. From the terminal, the WSHA office is four blocks uphill to the east.

By car:

From Bainbridge Island Terminal





- Exit straight out of the terminal and follow Marion Street to Third Avenue
- Turn left on Third Avenue
- Turn left on Madison Street, and keep left (this is a one-way street)
- The parking garage will be on your left

From Bremerton Terminal

- Turn left out of the terminal onto Alaskan Way
- Turn right on Marion Street
- Turn left on Third Avenue
- Turn left on Madison Street, and keep left (this is a one-way street)
- The parking garage will be on your left

See the [WSHA moving page](#) for more detailed travel directions.



-  Bus stop
-  Rapid Ride bus stop
-  Link Light stop
-  Link Light Rail